



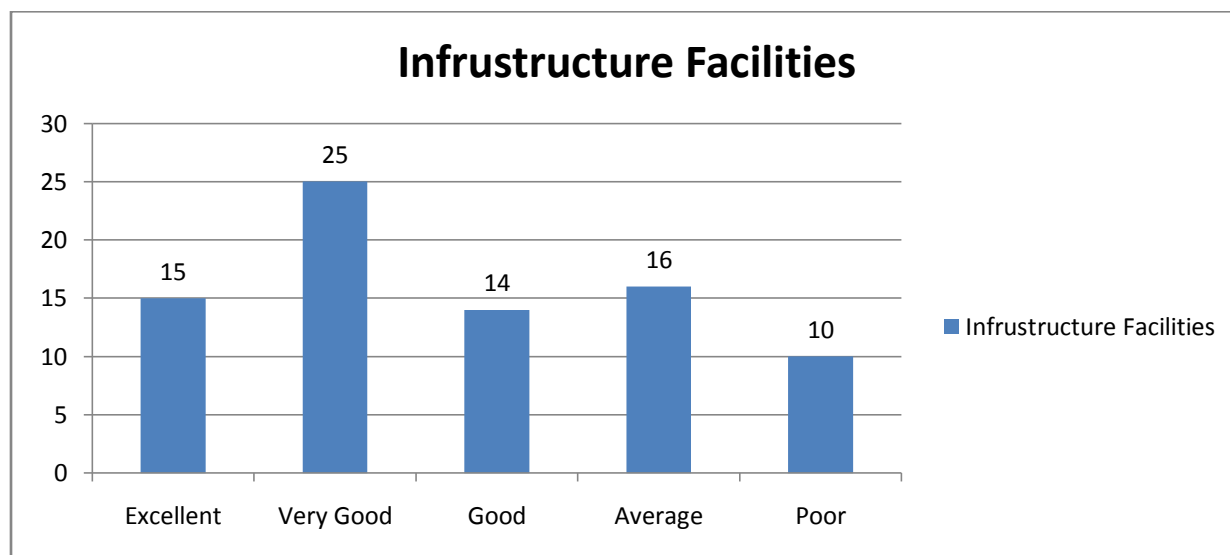
Analysis of Parents/Guardians Feedback Data for Academic Session—2021-2022

Prepared by IQAC, P. B. College, Gauripur

The IQAC of P. B. College collects data/information from parents regularly. Regarding Feedback Analysis, questionnaires has been prepared with some parameters such as infrastructure facilities, management support, office staff support & service, fee structure, canteen facilities, library facilities, internet/Wi-Fi facilities for students, faculty approachability, grievance redressal system, campus safety & security, hostel facilities and overall college environment/impression. The questionnaire is created offline mode and distributed to the parents. There are 80 responses in total to the survey. The input that parents submitted is summarized below:

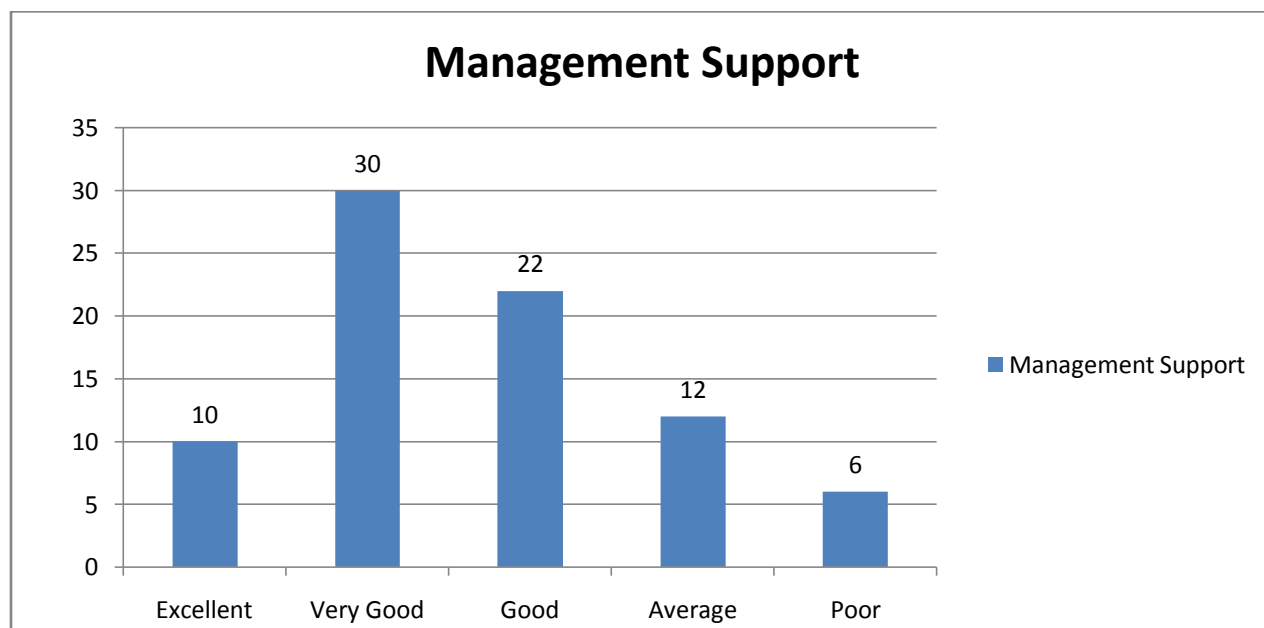
1. Infrastructure Facilities

Particulars	Excellent	Very Good	Good	Average	Poor	Total
No. of Responses	15	25	49	16	10	80
In Percentage	18.75%	31.25%	17.50%	20%	12.50%	100



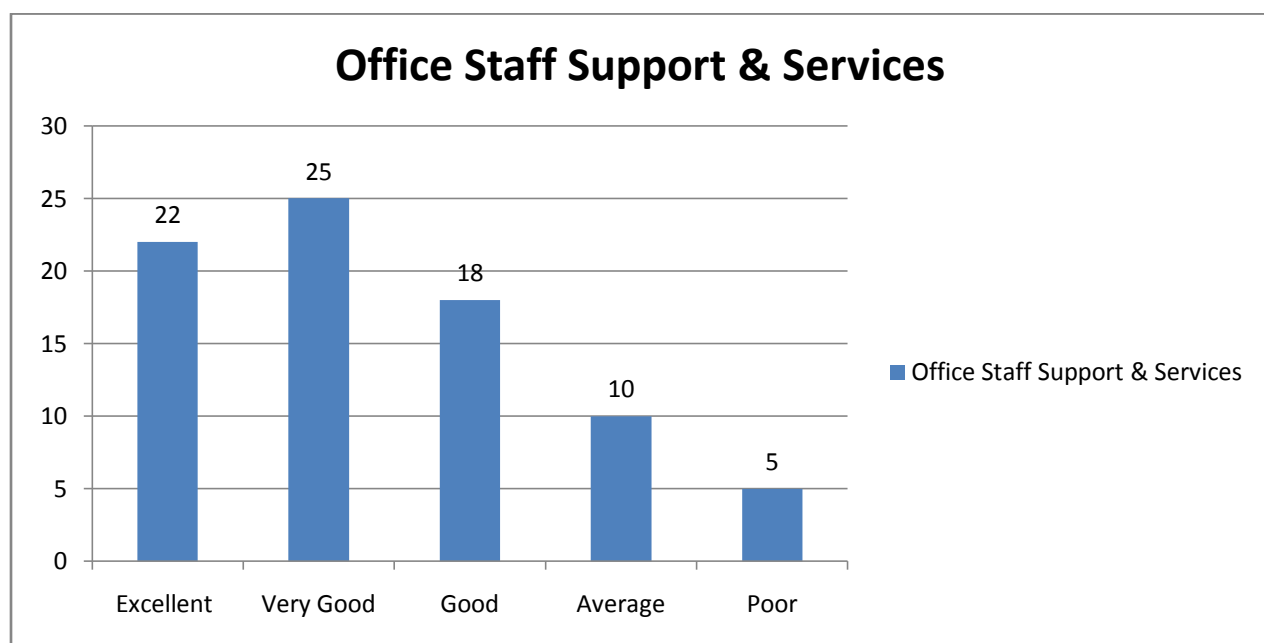
2. Management Support

Particulars	Excellent	Very Good	Good	Average	Poor	Total
No. of Responses	10	30	22	12	06	80
In Percentage	12.50%	37.50%	27.50%	15%	7.50%	100



3. Office Staff Support & Services

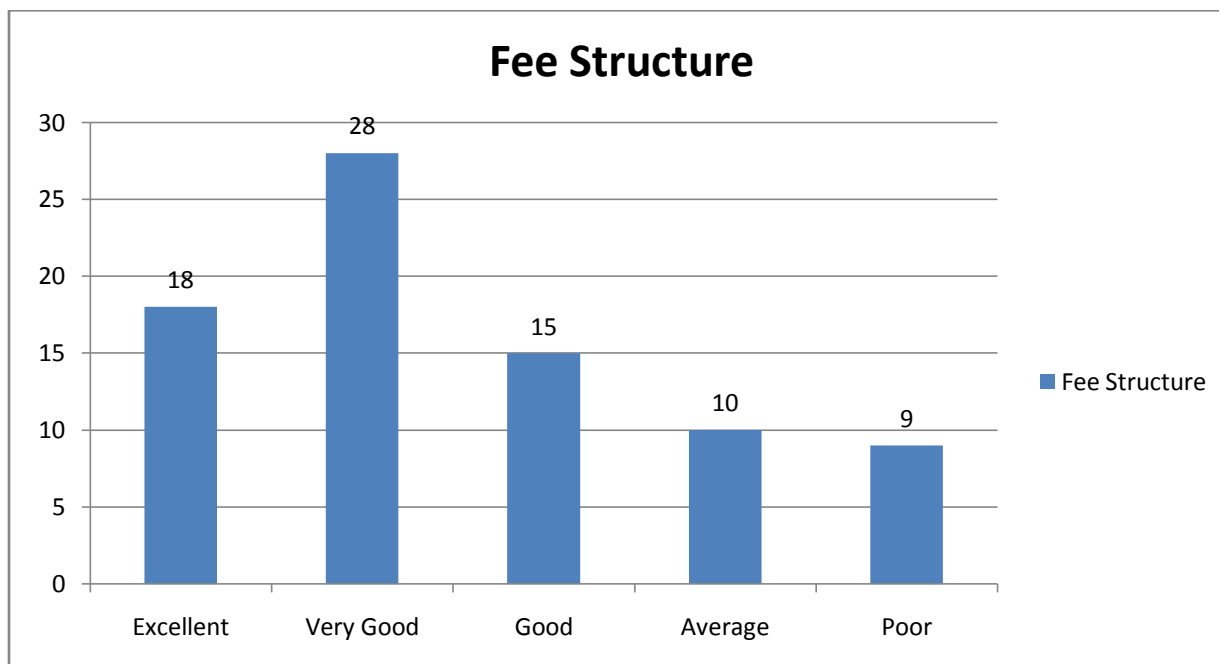
Particulars	Excellent	Very Good	Good	Average	Poor	Total
No. of Responses	22	25	18	10	05	80
In Percentage	27.50%	31.25%	22.50%	12.50%	6.25%	100





4. Fee Structure

Particulars	Excellent	Very Good	Good	Average	Poor	Total
No. of Responses	18	28	15	10	09	80
In Percentage	22.50%	35%	18.75%	12.50%	11.25%	100

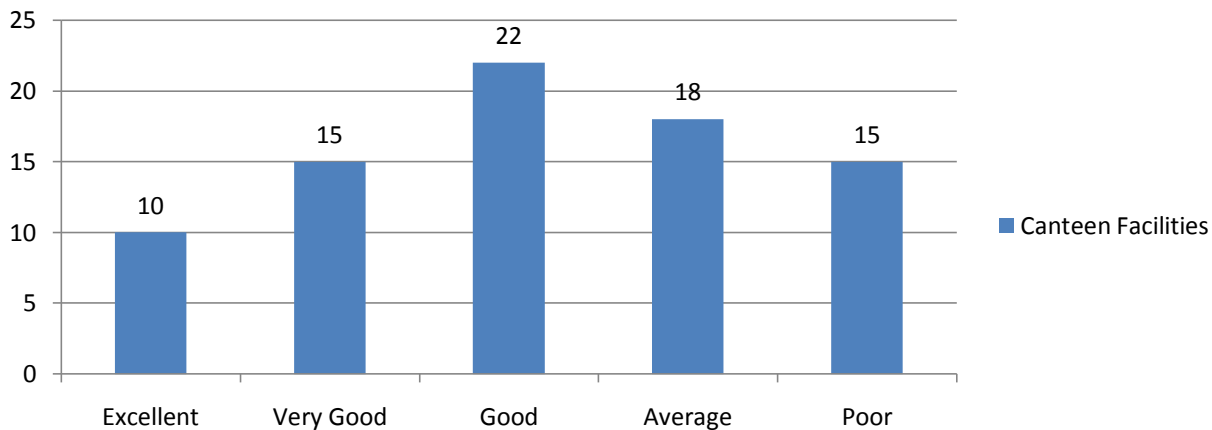


5. Canteen Facilities

Particulars	Excellent	Very Good	Good	Average	Poor	Total
No. of Responses	10	15	22	18	15	80
In Percentage	12.50%	18.75%	27.50%	22.50%	18.75%	100



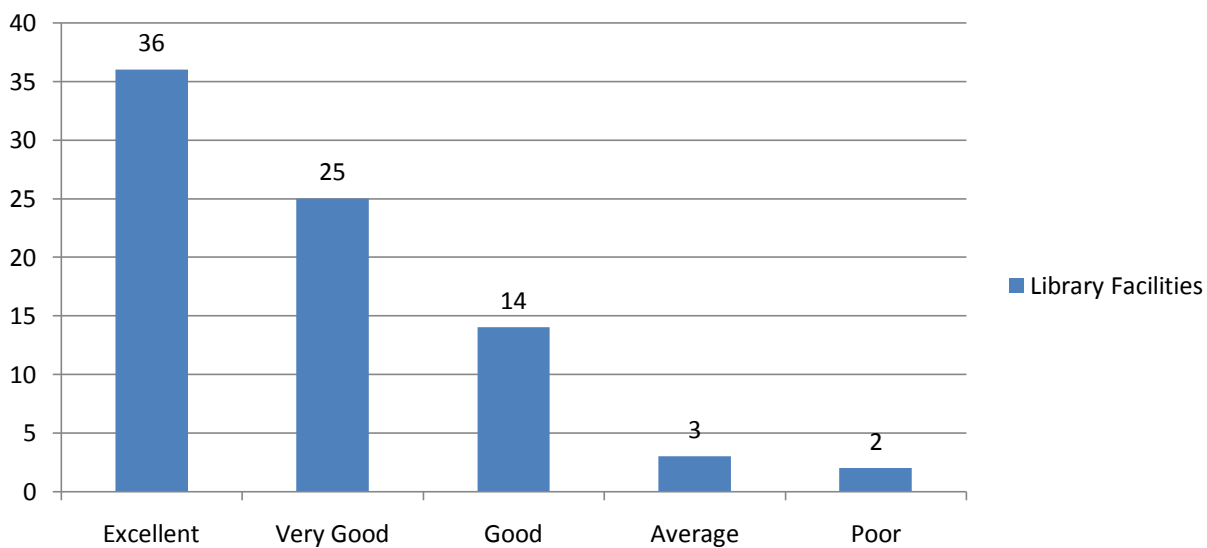
Canteen Facilities



6. Library Facilities

Particulars	Excellent	Very Good	Good	Average	Poor	Total
No. of Responses	36	25	14	03	02	80
In Percentage	45%	31.25%	17.50%	3.75%	2.50%	100

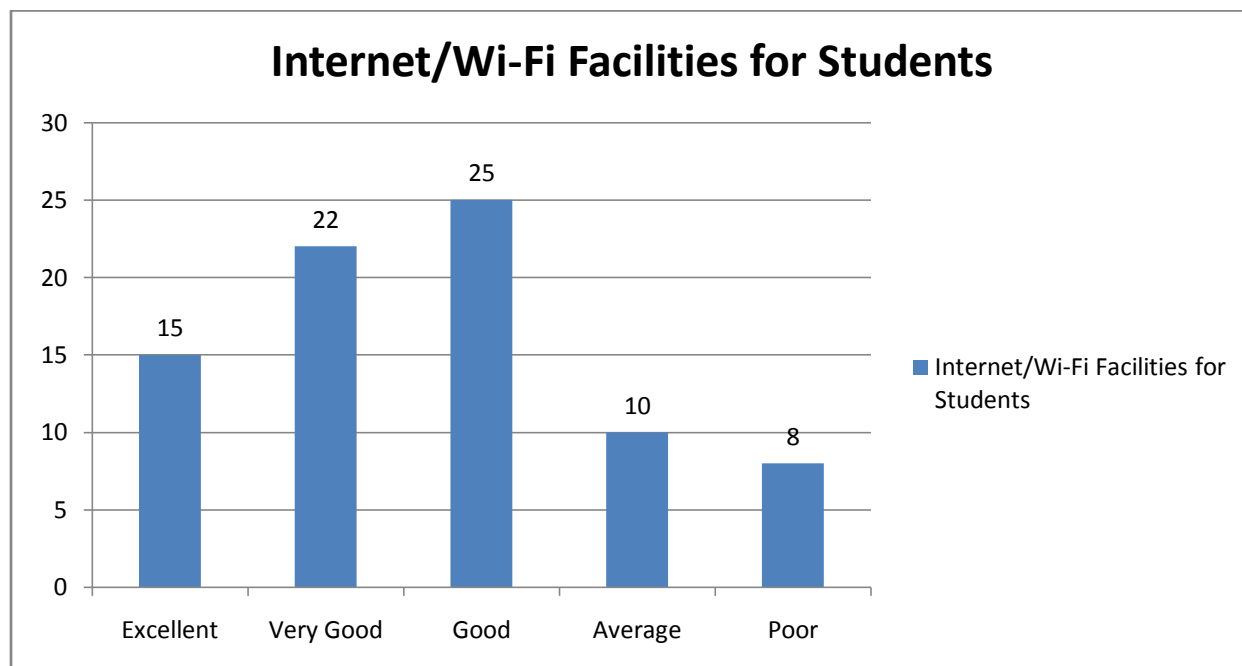
Library Facilities





7. Internet/Wi-Fi Facilities for Students

Particulars	Excellent	Very Good	Good	Average	Poor	Total
No. of Responses	15	22	25	10	08	80
In Percentage	18.75%	27.50%	31.25%	12.50%	10%	100

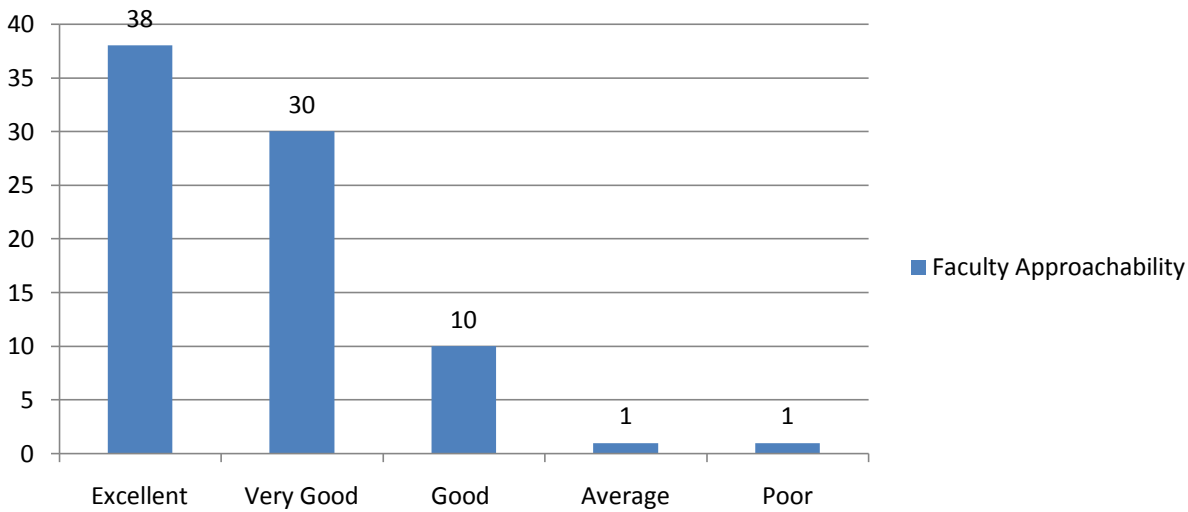


8. Faculty Approachability

Particulars	Excellent	Very Good	Good	Average	Poor	Total
No. of Responses	38	30	10	01	01	80
In Percentage	47.50%	37.50%	12.50%	1.25%	1.25%	100



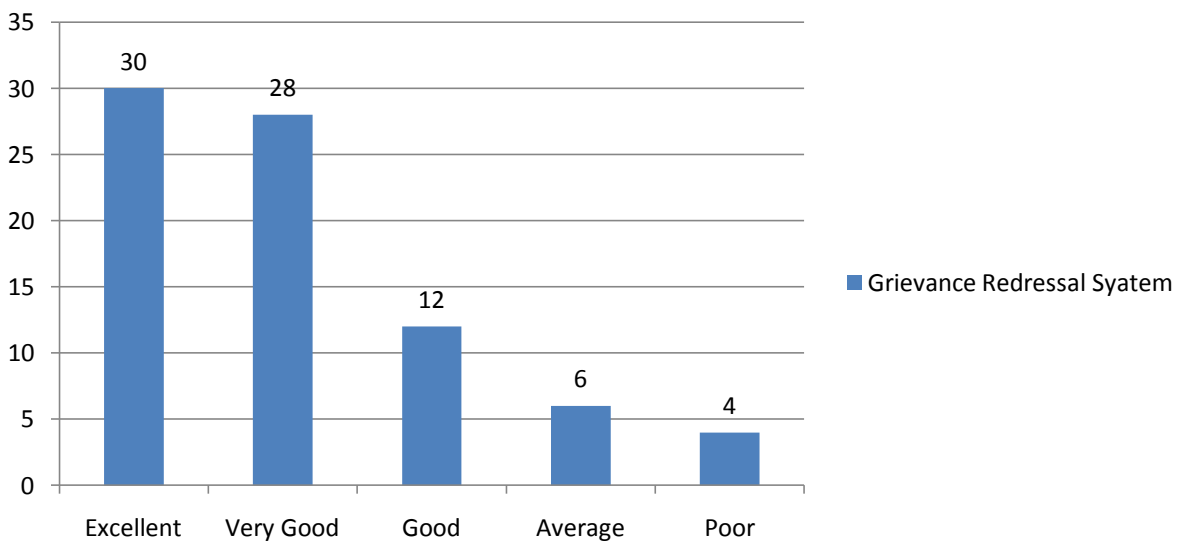
Faculty Approachability



9. Grievance Redressal System

Particulars	Excellent	Very Good	Good	Average	Poor	Total
No. of Responses	30	28	12	06	04	80
In Percentage	37.50%	35%	15%	7.50%	5%	100

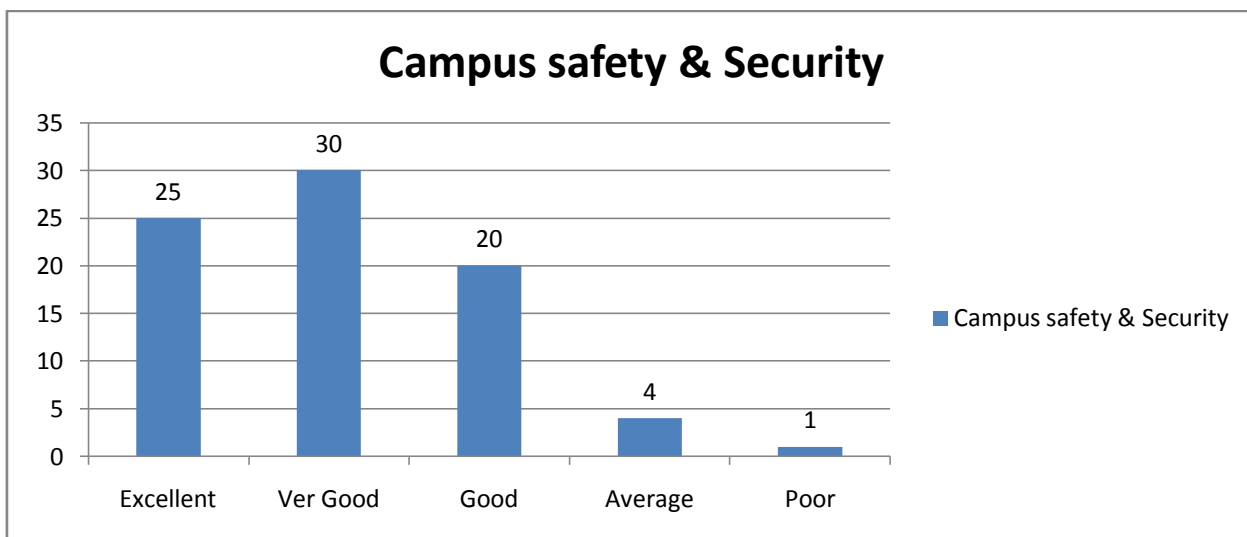
Grievance Redressal Syatem



10. Campus Safety & Security

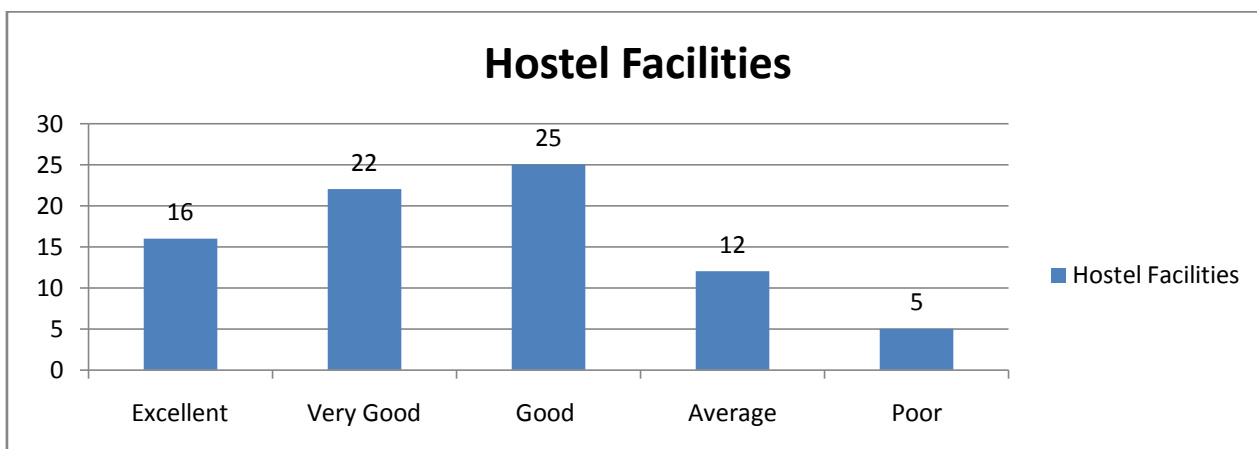


Particulars	Excellent	Very Good	Good	Average	Poor	Total
No. of Responses	25	30	20	04	01	80
In Percentage	31.25%	37.50%	25%	5%	1.25%	100



11. Hostel Faculties

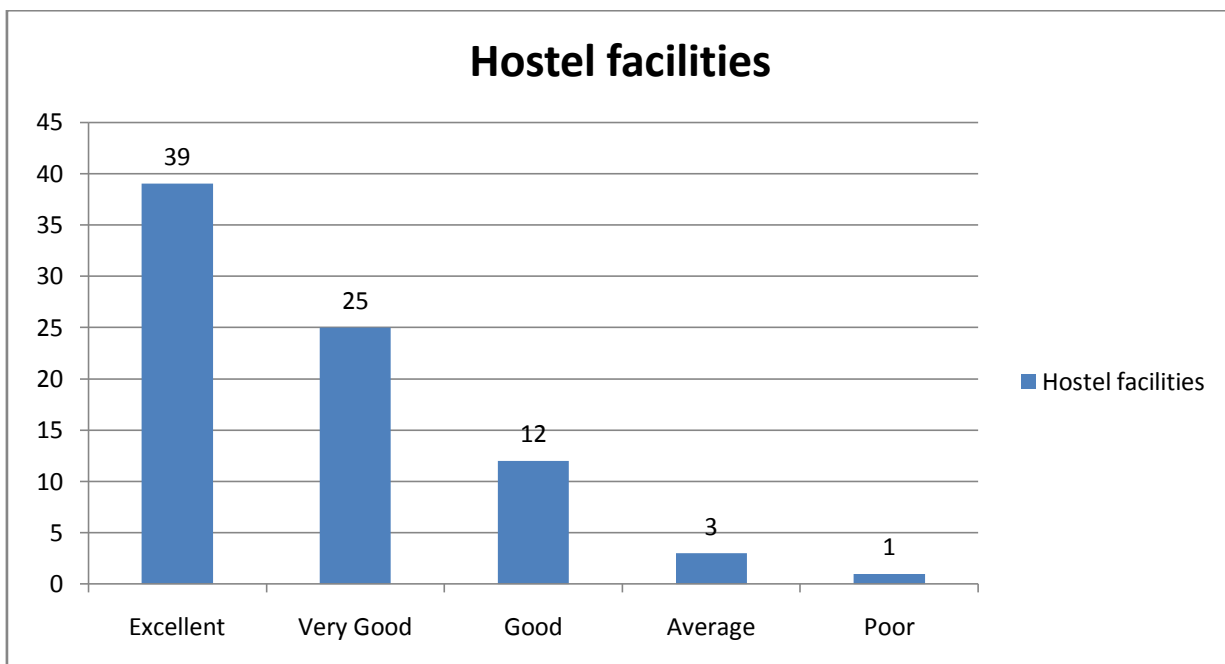
Particulars	Excellent	Very Good	Good	Average	Poor	Total
No. of Responses	16	22	25	12	05	80
In Percentage	20%	27.50%	31.25%	15%	6.25%	100



12. Overall College Environment/Impression



Particulars	Excellent	Very Good	Good	Average	Poor	Total
No. of Responses	39	25	12	03	01	80
In Percentage	48.75%	31.25%	15%	3.75%	1.25%	100



Feedback Summary and conclusion:

The findings of the feedback have been summarized as follows: -

1. 67.50% of the parents/guardians responded positive regarding infrastructure facilities, followed by 20% responded average and lastly 12.50% responded it as poor.
2. 77.50% of the parents/guardians responded positive regarding management support, followed by 15% responded as average and 7.50% responses are recorded as poor.
3. 81.25% responses are recorded as positive for office staff support and services in the college, 12.50% responded as average and 6.25% parents/guardians responded it as poor.
4. 76.25% parents/guardians responded as positive fees structure, while 12.50% responded it as average and 11.25% responded it as poor.
5. 58.75% responses are recorded as positive for canteen facility, while 22.50% are average and 18.75% responded as poor.
6. 93.75% parents/guardians responded positively for College's library facility, 3.75% responded it as average and 2.50% responded it poor.
7. 77.50% of the parents/guardians responded positively for internet/Wi-Fi facility, 12.50% responded it as average and 10% as poor.



8. 97.50% parents/guardians agrees that faculties are approachable, 1.25% responded it as average and 1.25% responded it as poor.
9. 87.50% of the parents/guardian was positive regarding grievance redressal system, 7.50% responded it average and 55% responded it as poor.
10. 93.75% of the parents/guardians responded positive about the campus safety and security, 5% responded it as average and 1.25% responded it as poor.
11. 78.75% of the parents/guardian was positive regarding hostel facility, 15% responded it average and 6.25% responded it as poor.
12. 95% of the parents/guardians responded positive about the overall college environment/impression, 3.75% responded it as average and 1.25% responded it as poor.

1. Infrastructure of the college needs to be developed for better facility of the students.
2. A State of Art Auditorium Hall should be constructed with modern facilities.
3. Vocational courses should be introduced.
4. Canteen should provide quality food in fair price.