

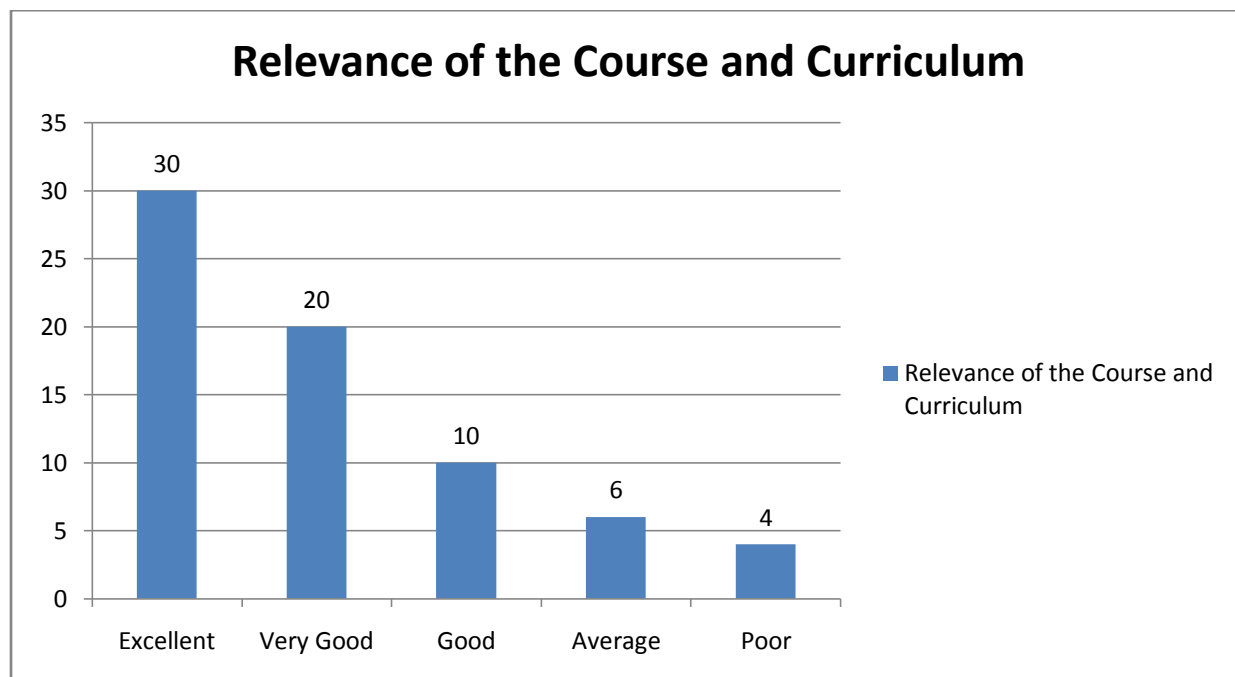


Analysis of Alumni Feedback Data for Academic Session—2021-2022
Prepared by IQAC, P. B. College, Gauripur

The IQAC of P. B. College collects data/information from Alumni regularly. Regarding Feedback Analysis, questionnaires has been prepared with some parameters such as relevance of the course and curriculum, functional nature of the course, co-curricular activities in the college, influence of campus environment, library facilities, college's contribution in instilling values and ethics, contribution of the college in the overall personality development, job-oriented syllabus, campus safety & security and infrastructure & facilities provided by the college. The questionnaire is created offline mode and distributed to the alumni. There are 70 responses in total to the survey. The input that parents submitted is summarized below:

1. Relevance of the Course and Curriculum

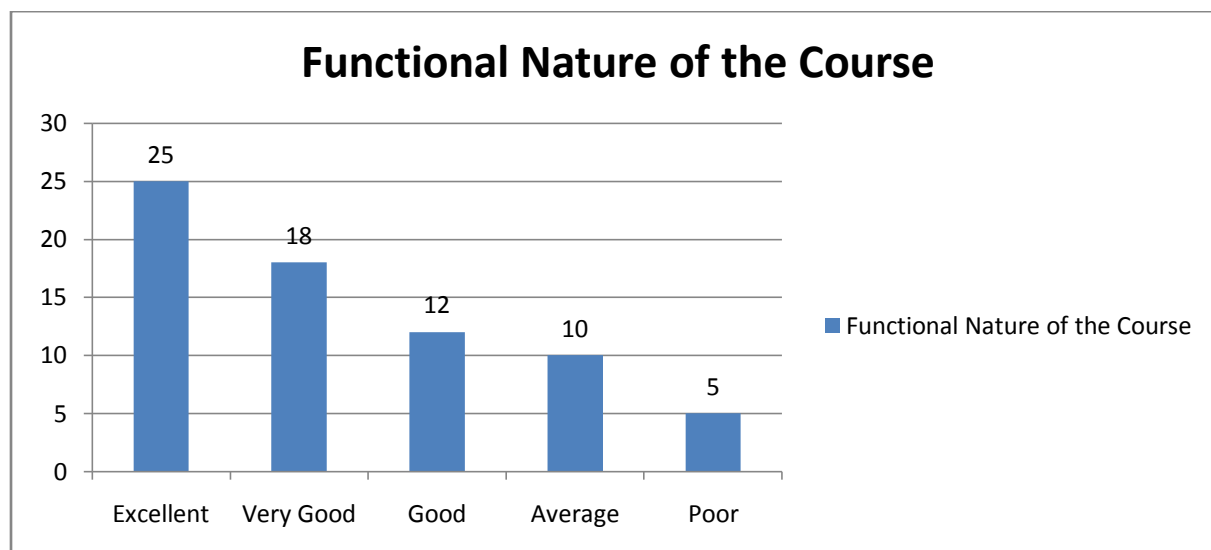
Particulars	Excellent	Very Good	Good	Average	Poor	Total
No. of Responses	30	20	10	06	04	70
In Percentage	42.86%	28.57%	14.29%	8.57%	5.71%	100





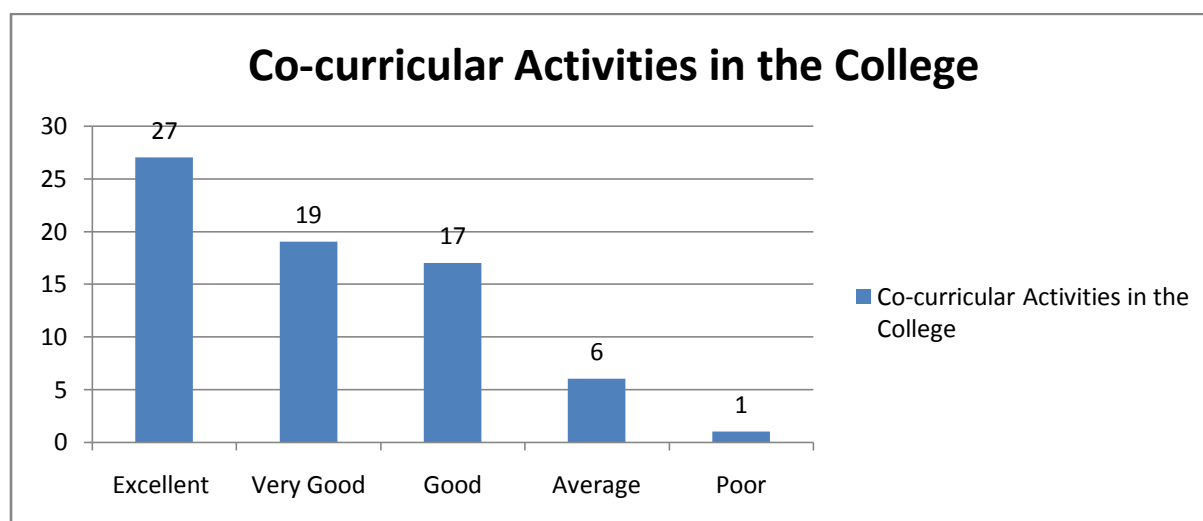
2. Functional Nature of the Course

Particulars	Excellent	Very Good	Good	Average	Poor	Total
No. of Responses	25	18	12	10	05	70
In Percentage	35.71%	25.71%	17.14%	14.29%	7.14%	100



3. Co-curricular Activities in the College

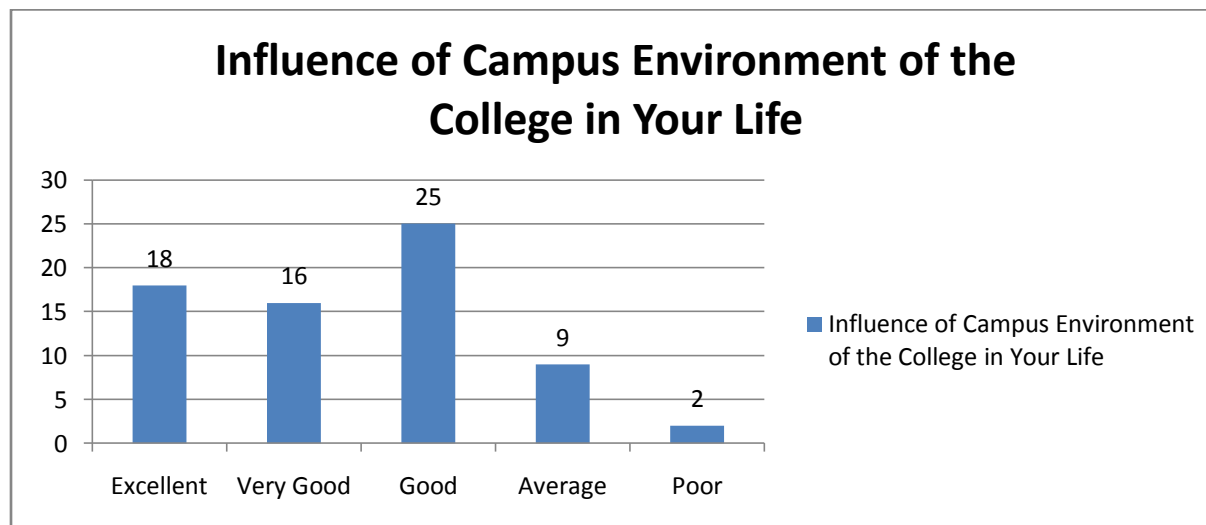
Particulars	Excellent	Very Good	Good	Average	Poor	Total
No. of Responses	27	19	17	06	01	70
In Percentage	38.57%	27.14%	24.29%	8.57%	1.43%	100





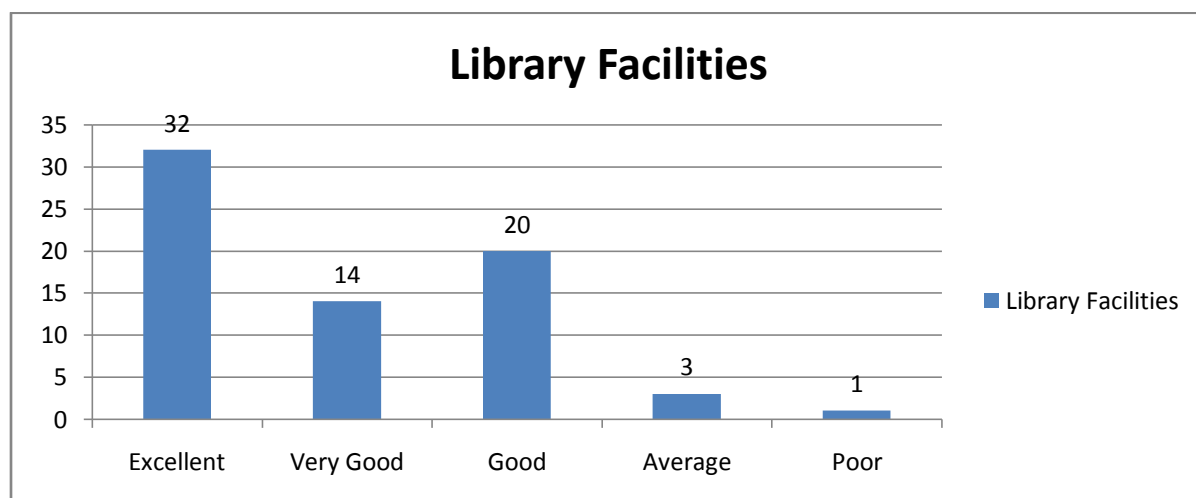
4. Influence of Campus Environment of the College in Your Life

Particulars	Excellent	Very Good	Good	Average	Poor	Total
No. of Responses	18	16	25	09	02	70
In Percentage	25.71%	22.86%	35.71%	12.86%	2.86%	100



5. Library Facilities

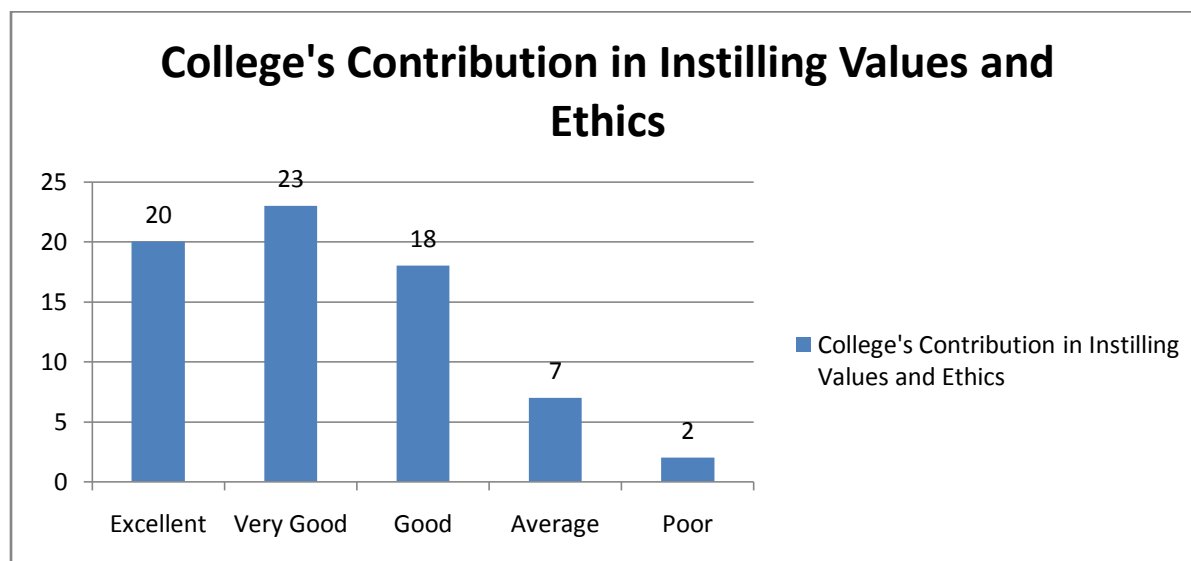
Particulars	Excellent	Very Good	Good	Average	Poor	Total
No. of Responses	32	14	20	03	01	70
In Percentage	45.71%	20%	28.57%	4.29%	1.43%	100





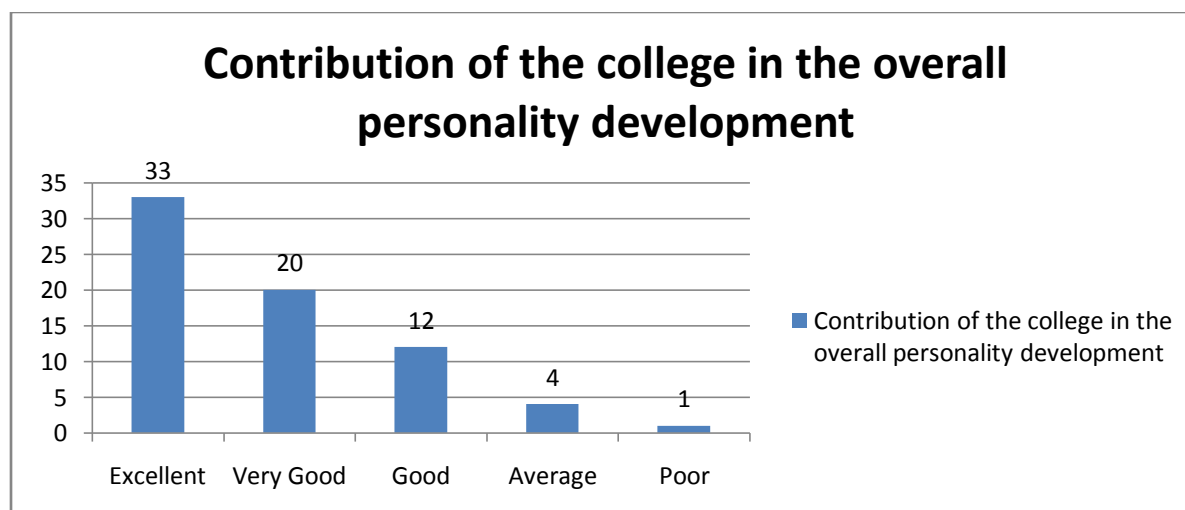
6. College's Contribution in Instilling Values and Ethics

Particulars	Excellent	Very Good	Good	Average	Poor	Total
No. of Responses	20	23	18	07	02	70
In Percentage	28.57%	32.86%	25.71%	10%	2.86%	100



7. Contribution of the College in the Overall Personality Development

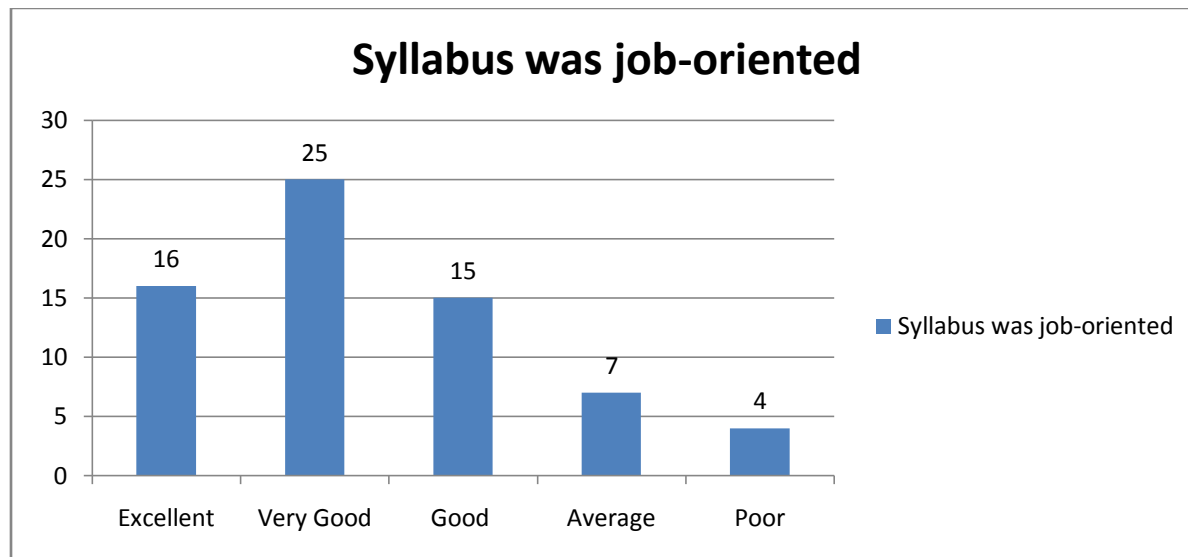
Particulars	Excellent	Very Good	Good	Average	Poor	Total
No. of Responses	33	20	12	04	01	70
In Percentage	47.14%	28.57%	17.14%	5.71%	1.43%	100





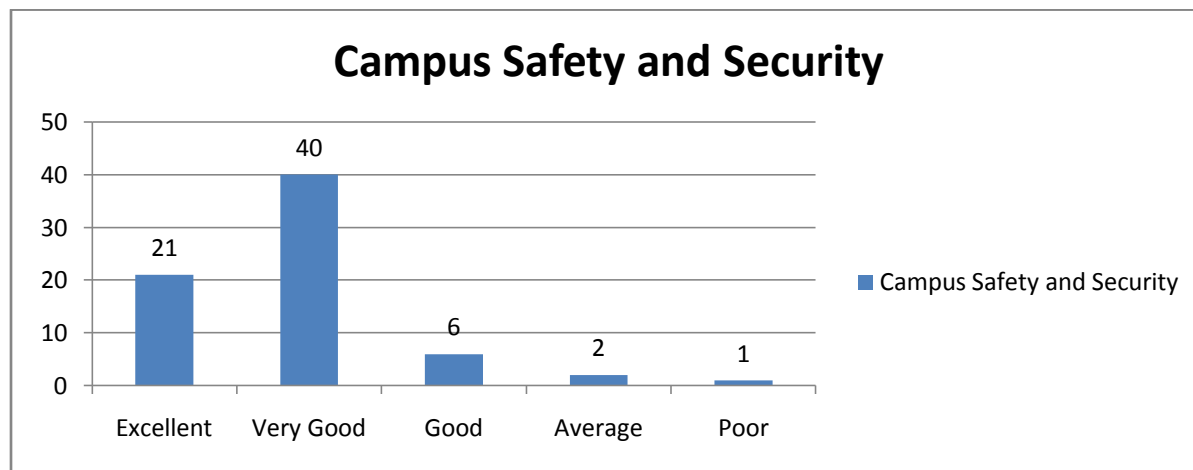
8. Syllabus was Job-oriented.

Particulars	Excellent	Very Good	Good	Average	Poor	Total
No. of Responses	16	25	15	10	04	70
In Percentage	22.86%	35.71%	21.43%	14.29%	5.71%	100



9. Campus Safety and Security

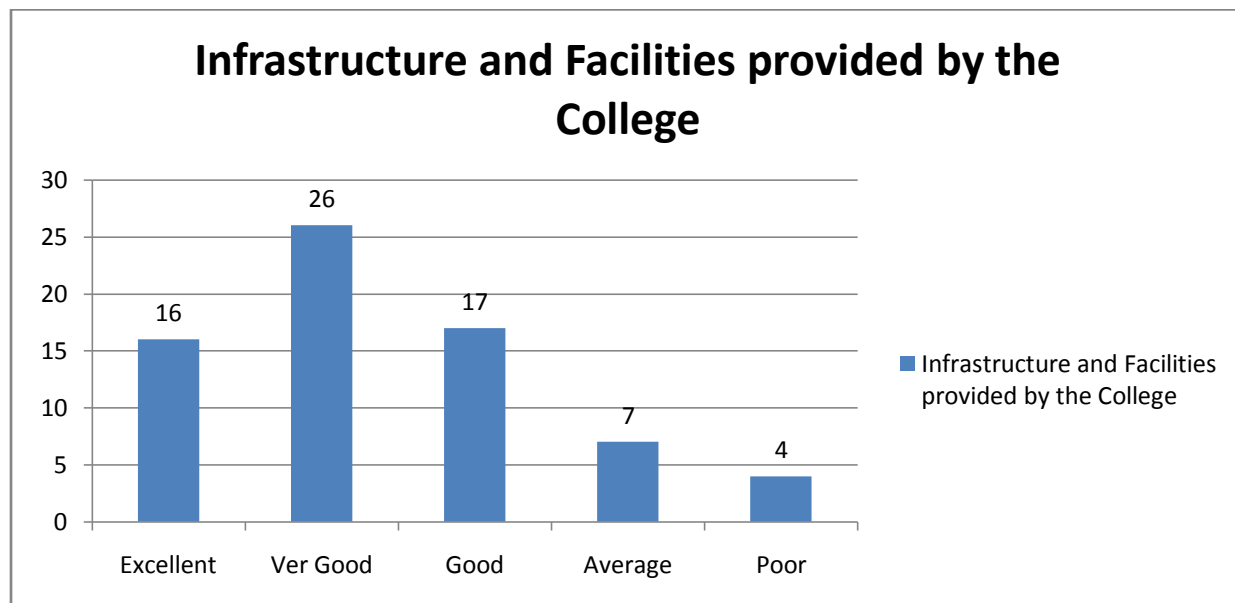
Particulars	Excellent	Very Good	Good	Average	Poor	Total
No. of Responses	21	40	06	02	01	70
In Percentage	30%	57.14%	8.57%	2.86%	1.43%	100





10. Infrastructure and facilities provided by the College

Particulars	Excellent	Very Good	Good	Average	Poor	Total
No. of Responses	16	26	17	07	04	70
In Percentage	22.86%	37.14%	24.29%	10%	5.71%	100



Feedback Summary and conclusion:

The findings of the feedback have been summarized as follows: -

- 85.72% of Alumni responded positive regarding relevance of the course and curriculum, followed by 8.57% responded average and lastly 5.71% responded it as poor.
- 78.56% of the Alumni responded positive regarding functional nature of course, followed by 14.29% responded as average and 7.14% responses are recorded as poor.
- 90% responses are recorded as positive for co-curricular activities in the college, 8.57% responded as average and 1.43% alumni responded it as poor.
- 84.28% alumni responded as positive influenced of the campus environment in their life, while 12.86% responded it as average and 2.86% alumni responded it as poor.
- 94.28% responses are recorded as positive for library facility, while 4.29% are average and 1.43% responded as poor.
- 87.14% alumni responded positively for College's Contribution in Instilling Values and Ethics, 10% responded it as average and 2.86% responded it poor.
- 92.85% of the alumni agrees contribution of the college in the overall personality development, 5.71% of the alumni responded it as average and 1.43% as poor.



8. 80% alumni agrees that syllabus was job-oriented, 14.29% alumni responded it as average and 5.71% alumni responded it as poor.
9. 95.71% of the alumni was positive regarding college safety and security, 2.86% responded it average and 1.43% responses are recorded as poor.
10. 84.29% of the alumni responded positive about the infrastructure and facilities provided by the college, 10% responded it as average and 5.71% responded it as poor.

Recommendation:

1. Library facilities should be widened to accommodate more students.
2. Number of Career guidance and counseling programmes should be increased.
3. Classrooms should be increased.
4. Gardener should be engaged on regular basis for beautification of the campus.